NHLRP National Home Language Reading Programme

Umhlahlandlela kaThisha

IBANGA 3

ISIZULU

ULIMI LWASEKHAYA



basic education
Department:
Basic Education
REPUBLIC OF SOUTH AFRICA

NATIONAL EDUCATION COLLABORATION TRUST

ETDP SETA

2030 NDP

Read to Lead
A Reading Nation is a Leading Nation

SACE



Umhlahlandlela kaThisha

IBANGA 3

ISIZULU

NHLRP | National Home Language Reading Programme

Okuqukethwe

ISINGENISO 1

UKUQONDA UKWAKHEKA KOLIMI ENINGIZIMU AFRIKA KANYE NOMTHELELA EKUFUNDISENI UKUFUNDA NOKUBHALA 5

UKUQONDA UKUTHI IZINGANE ZIFUNDA KANJANI UKUFUNDA NOKUBHALA 14

ISIMISO SAMASONTO ONKE 18
- IsiKhathi esiPhezulu (amahora ayi-8 ngesonto) 18
- IsiKhathi esiPhansi (amahora ayi-7 ngesonto) 19

IZINSIZA 20
- Uhlelo Lokufundisa 20
- Amakhadi Emisindo 21
- Ishadi lokubhala ngokwehlukanisa 22
- Ishadi lokubhala ngokuhlanganisa 23
- Iqoqo Lezindaba: Izindaba Zokufunda Ngokuhlanganyela 24
- Amakhadi Okufunda 25
- Incwadi Eyisisekelo Sokufunda 26
- Umhlahlandlela Wokuhlola 28

AMASU OKUPHATHA IKILASI 29
- Ukubiza Abafundi 29
- Ukwenza Ukuba Abafundi Bakunake 31
- Ukumisa Imigomo Yezindlela Zokuziphatha 36
- Ukuphatha Izingxoxo Zeqembu 38
- Imisebenzi Yokushintsha 40

SIYABONGA! 45

Isingeniso

Siyanamukela kuNational Home Language Reading Programme (i-NHLRP).

I-NHLRP iwuhlelo lokufunda oluhlelwe ngokwezigaba (i-SLP) lolimi lwasekhaya. Lokhu kusho ukuthi lolu hlelo ludidiyelwe ngobunyoninco ukuze ululandele usuku nosuku lapho ufundisa abafundi bakho ulimi lwasekhaya.

Lolu hlelo luyimphumela yocwaningo, intuthuko nokwabelana ngemikhuba emihle nangesipiliyoni kwabakwa-DBE, behlanganyela neMinyango yeZifundazwe, Abalingani boMphakathi, Abaxhasi namaNGO.

Sethemba ukuthi uzokuthola kulula ukusebenzisa umhlahlandlela kathisha futhi uzokuthokozela ukusebenzisa i-NHLRP.



Uhlolojikelele

Uhlelo lukaZwelonke Lokuthuthukisa Ukufunda Ulimi Lwasekhaya (NHLRP) iwuhlelo lohlaka lolimi olwenzelwe uLimi Lwasekhaya lweBanga 1-3.

Ngokufanelekile, iNHLRP yeseka uthisha ngokumnikeza:

1. Ulwazi oludingekayo ukufundisa ukufunda, ukubhala kanye nokuqondisisa ngempumelelo
2. Uhlaka lomthetho wokufundisa ulimi lwasekhaya
3. Izinsiza ezeseka uhlelo lokufundisa
4. Imihlahlandlela yokuthi kungahlanganiswa kanjani nezinye izinsiza

1. Yiluphi ulwazi oludingekayo uma ufundisa ukufunda, ukubhala kanye nokuqondisisa ngempumelelo?

a. **Olunye ulwazi lwezinhlaka zolimi, kufake nokuqonda lokhu:**
   - Izakhiwo zolimi zezilimi zase-Afrika nezesiNgisi
   - Umthelela lezi zakhiwo ezinawo ekufundeni ulimi
   - Ukubaluleka kokwazi umehluko phakathi kwezakhiwo zolimi zezilimi zase-Afrika nezesiNgisi.

b. **Ukuqonda okwenziwe kabusha, okunesisekelo sobufakazi bokuthi izingane zikufunda kanjani ukufunda, ukubhala nokuqondisisa kufake nokuqonda lokhu:**
   - Yini okufanele kufundiswe
   - Yini okufanele kujwayelwe
   - Yini okufanele kuqhubeke kuthuthukiswe
   - Izakhi zolimi / amakhono olimi kufanele kuthulwe nini
   - Lufundiswe, lulolongwe futhi luthuthukiswe kanjani ulwazi lolimi kanye namakhono.

c. **Ulwazi lweziqondiso zokuphatha abafundi nekilasi ngempumelelo, kufake nokuqonda lokhu:**
   - Ukubaluleka kwendawo yokufunda ephephile ukufunda ulimi
   - Uyikhanda futhi uyigcine kanjani indawo yokufunda ephephile
   - Uziphatha kanjani izingane ezincane ngendlela ekahle.

2. Lwenziwe ngani uhlaka lweNHLRP?

a. **Isimiso esinesilinganiso samasonto amabili**
   - Kweyame kunqubomgomo
   - Kunomqondo, kuklameke kahle
   - Kufaka kugoqe zonke izingxenye zolimi

b. **Iqoqo lemisebenzi noma izifundo engxenyeni yolimi ngayinye.**
   - Kweyame kunqubomgomo

- Kweyame ebufakazini bokuzilolonga okuvelele
- Izifundo nemisebenzi yokuLalela nokuKhuluma
- Izifundo nemisebenzi yemisindo
- Izifundo nemisebenzi yokuFunda ngamaQembu alawulwa nguthisha.
- Izifundo nemisebenzi yokuFunda ngokuHlanganyela
- Izifundo nemisebenzi yokuBhala ngesandla
- Izifundo nemisebenzi yokubhala neKNZ.

c. **Imisebenzi yezivivinyo namarubriki kwethemu nethemu**
   - Kweyame kunqubomgomo
   - Kuhlanganiswe ezifundweni.

d. **Izivivinyo zokuFunda ngomlomo okushelelayo kwethemu nethemu**
   - **Uchungechunge lwezivivinyo olweyame kucwaningo lukaZwelonke lukaFunda Uphumelele (FUNS)**
   - Ukuvivinya okungahlelelwe ukuhlola nokulungisa ukufunda okushelelayo
   - Lapho kufanele, kuhlanganiswe nohlelo lwezivivinyo oluhlelelwe.

3. Yiziphi izinsiza ezihlinzekwe ukweseka uHlelo lokuFundisa lweNHLRP?

INHLRP ifaka izinsiza zokweseka ezilandelayo:

a. IziNhlelo zokuFundisa
b. Amakhadi emisindo
c. Amaphosta ombhalo wesandla
d. Incwadi Eyisisekelo Sokufunda
e. Iqoqo lezindaba
f. Amakhadi okufunda
g. Incwajana yokuhlola

4. Imihlahlandlela yokuhlanganisa nezinye izinsiza

Uhlelo lweNHLRP ludinga izinsiza zokugcwalisela ezilandelayo:

a. **Izindaba zokuFunda kuZwakale**
   - Othisha beBanga 1-3 kufanele bafundele abafundi kuzwakale, okungenani imizuzu eyi-15-20 nsukuzonke.
   - AmaQoqo ezindaba engeziwe, IziNcwadi Ezinkulu, neZincwadi zezindaba kufanele kuqokelelwe ukuze kusebenze kulesi gaba.

b. **Amakhadi Emisindo**
   - INHLRP ihlinzeka amakhadi efonimu / egrafimu ngayinye efundiswa noma ebuyekezwa ebangeni.
   - UHlelo lokuFundisa ludinga ukuba othisha bawasebenzise la makhadi ukwethula amafonimu/amagrafimu kubafundi, ukubuyekeza amafonimu/amagrafimu nokukhombisa ukuhlanganiswa kwamafonimu / kwamagrafimu.

- Uma othisha benawo amakhadi emisindo engeziwe noma amafrizi kufanele bawasebenzisele lokhu:
  - Ukukhangisa amafonimu namagama ekilasini
  - Ukulungisa / imisebenzi yokuqinisa iqembu elincane

c. **Izincwadi zebanga noma Izincwadi ezisezingeni**
- INHLRP ihlinzeka iNcwadi Eyisisekelo Sokufunda yabafundi. Le ncwadi inokugxila okucacile kokuthuthukiswa kwamakhono.
- Ayiwahlinzeki amathuba okufunda angezelelwe noma ukufunda kokuzithokozisa.
- Othisha kudingeka bagcwalisele uhlelo ngezinye izincwajana zabafundi ezengeziwe.
- Izincwadi zeBanga noma Izincwadi eziseZingeni kufanele zisebenze ngesikhathi sezifundo zokuFunda Ngamaqembu alawulwa nguthisha, uma abafundi sebeyiqedile iNcwadi Eyisisekelo Sokufunda.
- Ngokufanele, iziNcwadi kufanele zithunyelwe ekhaya nabafundi ukuyozijwayeza ukufunda okwengeziwe.

d. **Imibhalo yokuFunda ngokuHlanganyela**
- INHLRP ihlinzeka indaba eyodwa ngesonto eseQoqweni lezindaba lokuFunda ngokuHlanganyela.
- Lezi zifundo zigxile ekuthuthukiseni ulimi lokomlomo lwabafundi namakhono okuqondisisa.
- Uma iziyingi noma othisha befuna ukusebenzisa iziNcwadi eziNkulu ezinombhalo okhulisiwe ngezikhathi ezithile, bangasebenzisa isikhathi sokuFunda ngokuHlanganyela ukwenza lokhu.
- Kepha ke, akuncomeki ukwenza lokhu kuzo zonke izifundo - ukuthuthukiswa kokuqondisisa okomlomo kubaluleke kakhulu.

e. **Amaphosta**
- Amaphosta angamathuluzi anomsebenzi omkhulu wokuthuthukisa ulwazimagama nezingxoxo.
- Izithombe zendikimba zeNcwadi Eyisisekelo Sokufunda yeNHLRP ezenzelwe lesi gaba.
- Othisha bangakhetha ukugcwalisela lokhu ngamaphosta engeziwe uma ekhona.

Ukuqonda Ukwakheka Kolimi Eningizimu Afrika Kanye Nomthelela Ekufundiseni Ukufunda Nokubhala

Ibhalwe ngu Groome P.S. KuMasingana (January) ka2026: Class Act Educational Services

Eminyakeni eminingi, indlela yokufundisa ukufunda nokubhala kuzo zonke izilimi zaseNingizimu Afrika ibisekelwe esibonelweni esisetshenziswa ezilimini zamaJalimane: isiNgisi nesiBhunu. Lokhu kufakazelwa ukufakelelwa kwemiqondo ethile yesiNgisi kwinqubomgomo yezilimi zase-Afrika, isibonelo: ukubalula ukufundiswa kongwaqambhangqawa, noma 'amagama avamile'.

Lokhu kubabulele abafundi bezilimi zase-Afrika kwabuye kwaba nomthelela omubi emiphumeleni yokufunda nokuqondisisa. Ukuze kufundiswe amakhono okufunda nokubhala kubafundi bezilimi zase-Afrika ngempumelelo, sidinga ukuqonda ezinye izindlela zokwakhekha kolimi, nokuthi zikuthintela kanjani ukufunda nokubhala.

Kufanele ke siphinde sikhumbule ukuthi abafundi abaningi bezilimi zase-Afrika basazofunda amakhono okufunda nokubhala ngesiNgisi noma ngesiBhunu, ngokuphambana. Ngenxa yalokhu, sidinga ukukuqaphela ukufana kanye nokwehlukana phakathi kokwakheka kolimi, ukuze kufundiseke kangcono amakhono okufunda nokubhala kubafundi ngezilimi eziningana, ngesikhathi esisodwa.

Qaphela: Izincazelo ezilandelayo ziyisingeniso esilula sokuqondisisa ukwakheka kwezilimi zaseNingizimu Afrika. Lezi zincazelo zenzelwe ukuchaza izakhiwo ezinomthelela ekufundeni ukufunda nokubhala kumabanga ayisisekelo

Izilimi Ezakhiwe Ngezinhlamvu



1. Zonke izilimi zaseNingizimu Afrika zakhiwe ngezinhlamvu, zisebenzisa izinhlamvu zesiLatini ukumela imisindo yenkulumo.
2. Izilimi eziningi zisebenzisa izinhlamvu zokubhala ezingama-26. Kepha, kukhona lapho kwehluka khona, njengoba kubalulwe ngezansi:
   - ISitswana nesiPedi: azisebenzisi **c, q, v, x, z**
   - IsiSuthu: asisebenzisi **c, v, x, z**
   - IsiVenda: asisebenzisi **c, j, q**
   - IsiSwazi: asisebenzisi **x, q**

Lokhu kusho ukuthini ekufundeni ukufunda nokubhala?

1. Kubalulekile ukuqwashisa abafundi ukuthi bazazi izinhlamvu zokubhala zolimi lwabo.
2. Uma kufundiswa izilimi ezimbili ngesikhathi esisodwa, yenza abafundi baqaphele umehluko wezinhlamvu zalolo nalolo limi.

Amafonimu namaGrafimu



1. Zonke izilimi zaseNingizimu Afrika zinamafonimu namagrafimu.
2. Amafonimu ayimisindo emincane ekhethekile yenkulumo yolimi.
3. Amagrafimu ayilokho okubhaliwe okumele imisindo yenkulumo.
4. Ezilimini zaseNingizimu Afrika, amagrafimu akhiwa ngezindlela ezintathu ezahlukene:
   - Uhlamvu olulodwa: t, s, h, m
   - Uhlamvu noma izinhlamvu ezinedayakritiki: ê, š, ë, ń
   - Ongwaqambhangqwa: sh, dl, tsh, tlh, ai, eeu

Lokhu kusho ukuthini ekufundeni nasekubhalweni kolimi?

1. Kubalulekile ukufundisa abafundi iqoqo eliphelele lamafonimu namagrafimu olimi lwabo ngokucacile nangokuhlelekile, njengoba lokhu kuyisisekelo sokufunda nokubhala ulimi.
2. Kuyasiza futhi ukuba abafundi bazi ukuthi kuneqoqwana lamafonimu namagrafimu ekumele afundwe, nokuthi mangaki ngenani.
3. Uma ufundisa izilimi ezimbili, qaphelisa abafundi ukuthi amafonimu aphimiswa kanjani olimini ngalunye, isibonelo:
   - Zonke izilimi: ukuphimisa okufanayo kuka s, t

isiTswana	isiNgisi	isiZulu	isiBhunu
sala	**s**ip	i**t**iye	**t**ien

   - Izilimi zase-Afrika nesiNgisi: ukuphimisa okungafani kuka a, u

isiZulu	isiNgesi	isiPedi	isiNgisi
apul**a**	**a**nt	**u**ta	**u**mbrella

Qaphela: */a/ wesiZulu kanye no-/u/ wesiNgisi bakhiqiza umsindo ofanayo. Cabanga ukuthi lokhu kungamdida kanjani kumfundi omncane*

   - Izilimi zase-Afrika ezinemisindo yongwaqabathwa nesiNgisi: ukuphimisa okungafani kwalezi c, q, x

isiSwati	isiNgisi	isiNdebele	isiNgisi	isiXhosa	isiNgisi
li**c**i**c**i	**c**at	**q**ala	**q**ueen	**x**a	bo**x**

   - IsiVenda nesiNgisi : dzh no j yenza umsindo ofanayo

isiVenda	isiNgisi
dzhena	**j**ump

Qaphela: *Kubalulekile ukuthi abafundi baqonde ukuthi amafonimu namagrafimu ayisisekelo samagama akhulunywayo nabhalwayo ngokufanayo. Ngenxa yalokho, abafundi kufanele baqale ukufunda nokubhala amagama alula kusenesikhathi. Abafundi akufanele neze bafundiswe amafonimu namagrafimu ngokuhlukana.*

Ongwaqambhangqwa



1. Zonke izilimi zaseNingizimu Afrika zifaka ongwaqambhangwa.
2. Ezilimini zase-Afrika, ongwaqambhangwa abaningi bavame ukwakhiwa kanje:
   - Ukwengeza ‘n’ ngaphambi kwefonimu
     n+_

isiPedi	isiTsonga
n+tl **ntl**ele	n+k **nk**arhi

   - Ukwengeza ‘w’ emva kwefonimu
     _+w

isiZulu	isiTsonga
th+w **thw**ala	s+w **sw**eka

   - Ukwengeza ‘n’ ngaphambi kwefonimu nokwengeza ‘w’ emva kwefonimu
     n+_+w

isiVenda	isiXhosa
n+dv+w ligu**ndvw**ane	n+k+w **nkw**e**nkw**e

Lokhu kusho ukuthini ekufundeni nasekubhalweni kolimi?

1. Ekuqaleni, qiniseka ukuthi abafundi bayawazi amafonimu ongwaqambhangqwa ngamunye. Bese, ubafundisa ikhono lokuhlanqanisa ongwaqa ngamaqoqwana.
2. Yenza abafundi baqaphele ‘amaphethini’ ahlanqene avamile. **(n+_ / _+w / n+_+w)**. Uma sebekwazi ukuqaphele lokhu, ukuhlanganisa kulawuleka kangcono.
3. Yethulela abafundi ongwaqambhangqwa aba-2 kuqala, isibonelo: **l+w**
4. Qhubekela phambili ngokuhlelekile uye kongwaqambhangqwa abadidayo nabakude, isibonelo: **n+tlh+w**

Qaphela:

- *Ezilimini zase-Afrika, u **n+g > ng** no **n+y > ny** ngamafonimu akhukhiphela umsindo omusha hhayi imisindo ezwakala ngokuhlukana.*
- *EsiNgisini nasesiBhunwini, kusebenza imithetho efanayo ukuhlanganisa, kepha ngamaphethini okuhlanqanisa ahlukene, isibonelo: ukwengeza ‘r’ noma ‘l’ emva komunye ungwaqa:*

isiNgisi / isiBhunu **b + r**	isiNgesi / isiBhunu **s + l**
brain, **br**ood	**sl**eep, **sl**aap

Amadayigrafu oNkamisa nokulandelana koNkamisa

1. Amadayagrafu onkamisa asetshenziswa kakhulu esiNgisini nasesiBhunwini.
2. Idayagrafu kankamisa iyizinhlamvu ezimbili zonkamisa abahamba ngababili ukwenza umsindo kankamisa oyedwa.
   - **'ai' ku- rain**
   - **'ee' ku- feet**
   - **'eu' ku- deur**
   - **'aa' ku- maan**

   Asiyizwa imisindo yonkamisa ngokwehlukana.



3. Ezilimini zase-Afrika, onkamisa abaningi abahambisanayo bangonkamisa abalandelanayo - yilowo nalowo wenza owawo umsindo.
4. Ukuhlola lokhu, yenza okulandelayo ngesibonelo sesiSuthu esinikeziwe, bese usebenzisa igama lolimini lwakho, uma kusebenza:
   a. Bhala phansi igama: **bosiu**
   b. Yisho igama kuzwakale: **bosiu**
   c. Shaya izandla ulisho ngamalunga: **bo-si-u**
   d. Dweba ukwehlukana kwamalunga: **bo/si/u**
   e. Qaphela umphumela: Onkamisa ababili abahlangani ukwenza umsindo owodwa. Benza umsindo wabo ngamunye ngokucacile, futhi bayingxenye yezakhi ezahlukene.
5. Kokunye ezilimini zase-Afrika, uma unkamisa uphindekile, uyayenza idayagrafu. Isibonelo:

isiSuthu	isiTsonga	isiPedi	isiXhosa
b**oo**na	ah**ee**	b**aa**gi	**ii**mpahla

Lokhu kusho ukuthini ekufundeni nasekubhalweni kolimi?

1. Fundisa abafundi lokhu okulandelayo ngokucacile:
   - Onkamisa bayimisindo ekhethekile.
   - Amagama angahlahlelwa ngamalunga - izingxenye zegama esizizwayo uma sishaya izandla.
   - Kuhlala njalo kunonkamisa kulelo nalelo lunga.
2. Okulandelayo, yethulela abafundi le miqondo elandelayo uma ivela:
   - Unkamisa ungalenza ilunga uhlangene nomunye umsindo (ifonimu): **ba**, **me**, **phi**, **dla**
   - Unkamisa ungalenza ilunga uhlangene neminye imisindo emibili (amafonimu), isibonelo: **ra-tang**.
3. Unkamisa ungaba ilunga ngokwawo, isibonelo: **a-ma, bo-e-la**
4. Ungabadidi abafundi bezilimi zase-Afrika ngokubafundisa onkamisa abalandelanayo njengamadayagrafu onkamisa. Abafundi kufanele baqonde ukuthi onkamisa bangahlalelana eduze, kodwa lokhu akuwuguquli umsindo wabo ngamunye.

Qaphela:

- *Kufanele sikhumbule ukuthi u/m/ uyilunga ezilimini zesiNguni. U/m/ angaba yilunga ngokwakhe kwenye indawo. e. g. /u/m/fa/na/.*
- *Kunjalo nango /m/, /n/ no /l/ olimini lwesiSuthu.*

Uhlelo lombhalo ongacacile



1. Uhlelo lombhalo ongacacile lusho ukuthi ubudlelwano phakathi kwamafonimu namagrafimu abuveli ngokucacile noma akulula ukububona.
2. IsiNgisi sinamafonimu angama-44 amelwe ngamagrafimu angaphezulu kwama-250. Lokhu kusho ukuthi isiNgisi sinohlelo lombhalo olungabonakalisi.
3. Isibonelo, umsindo /**f**/ ungabhalwa kanje:
   - **f** njengo-**fish**
   - **ff** njengo-**cliff**
   - **ph** njengo-**photo**
   - **gh** njengo-**laugh**

Lokhu kusho ukuthini ekufundeni naskeubhalweni kolimi?

1. Lolu hlobo lombhalo lwenza ukufundisa ifoniksi nokudikhoda kube nzima.
2. Kusho futhi ukuthi kuzothatha eside isikhathi ukufundisa abafundi ifoniksi yolimi.
3. Fundisa amafonimu / amagrafimu ngokulandelela ukuvama kokusetshenziswa kwawo. Lokhu kusiza abafundi bafunde futhi babhale ngendlela yomsindo ngesikhathi beqhubeka befunda amagrafimu anzima.
4. Ungabajezisi abafundi ngokubhala igama ngesifonetiki uma ngabe bengakayifundi ngokufanele igrafimu. Isiboneloi, uma umfundi engakayifundi igrafimu yesiNgisi '**ph**' ebhale **foto** esikhundleni sika**-photo**, kufanele anconywe.
5. Ngenkathi wethula igrafimu yefonimu entsha, khumbuza abafundi ngamanye amagrafimu asebewafundisiwe.
   - Ufundile ukuthi esiNgisini, singabhala umsindo /**f**/ sithi '**f**'
   - Ngenkathi sibhala umsindo u/**f**/ ekugcineni kwegama, siwubhala sithi '**ff**', kanje: **cliff** noma **sniff**.

Uhlelo lombhalo ocacile

1. Izilimi ezinohlelo lombhalo olucacile zinobuhlobo obusondelene kuya kobubodwa kwenye phakathi kwamafonimu namagrafimu.
2. Lokhu kusho ukuthi umsindo wenkulumo ubhalwa ngendlela eyodwa kuphela.
3. Zonke izilimi zase-Afrika zinohlelo lombhalo olucace kakhulu, ngaphandle kwamanye ambalwa kakhulu.

Lokhu kusho ukuthini ekufundeni nasekubhalweni kolimi?

1. Ukufundisa imisindo nokudikhoda kuqonde ngqo ngakho-ke kufanele kwenzeke ngokusheshayo ezilimini zase-Afrika uma ngabe sicabangela ukucaca kombhalo.
2. Tshela abafundi inani lamafonimu / amagrafimu okufanele lifundwe olimini lwabo.
3. Chazela abafundi ukuthi uma nje sebekwazi ukufunda le misindo nokuthi ihlanganiswa kanjani imisindo, bayokwazi ukufunda nanoma yiliphi igama ngolimi lwabo.
4. Yenza abafundi baqaphele ukuthi leli yinani eliphelele. Siza abafundi bazihlole ukuthi baqhuba kanjani ekufundeni ubudlelwano bamafonimu namagrafimu.

Qaphela:
Yingakho kubaluleke kakhulu ukuthi abafundi bakuqondisise kahle ukufundwa nokubhalwa kwamafonimu / namagrafimu kusenesikhathi. Ukuhlolwa kwemisindo nokufundwa kwamagama ngokuFMS kuba yithuluzi elibaluleke kakhulu ukuqapha lokhu. Uma abafundi benobunzima ukudikhoda amagama, leyo nqubo ithatha imicabango yabo yangalelsosikhathi. Lokhu kube sekuchaza ukuthi abafundi bayahluleka ukucabanga incazelo yalokho abakufundayo.



Ukwakheka Kwamagama

1. Kulesi sigaba:
   - U-**C** umele ungwaqa
   - U-**V** umele unkamisa
2. Izilimi zase-Afrika zisebenzisa uhlaka lokwakheka kwamagama olu-**VCV** noma olu-**CVCV**.
3. IsiNgisi nesiBhunu zisebenzisa uhlaka lokwakheka kwamagama olu-**CVC**.

Lokhu kusho ukuthini ekufundeni nasekubhalweni kolimi?

1. Ngenkathi izingane ziqala ukufunda amagama, lezi yizinhlaka ezizohlangabezana nazo.
2. Ukwazi ukuthi kunephethini eliqagelekayo emagameni, kungasiza kakhulu kubafundi.
3. Ezilimini zase-Afrika, yenza abafundi baqaphele ukuthi amagama amaningi akhiwa ngamaphethini o-**CVCV**. Isibonelo:

r	**o**	**n**	**a**
C	V	C	V

4. Igama lingaqala ngonkamisa oyilunga elilodwa, kodwa ke iphethini lika-**CV** liqhubeke. Isibonelo:

u	**m**	**a**	**m**	**a**
V	C	V	C	V

5. Kubafundi abafunda izilimi zesiNgisi nesiBhunu, amagama okuqala ozobafundisa wona ukufunda ulandela iphethini lika-**CVC**, kanje:

c	**a**	**t**
C	V	C

p	**a**	**n**
C	V	C

6. Ukusebenzisa amagama ka-**CVCV** noma ka-**CVC** usaqala ukudikhoda kuba yisiqondiso esiwusizo ngoba kufundisa abafundi ukuthi amagama anamaphethini.
   - Ezilimini zase-Afrika, iphethini eliyisisekelo ngelika-**CVCV**.
   - EsiNgisini nasesiBhunwini, iphethini eliyisisekelo ngelika-**CVC**. Lokhu kufundisa abafundi ukuthi amagama anesiqalo, isiqu nomsindo ogcinayo.
7. Kubalulekile ukwenza abafundi bezilimi ezimbili baqaphele umehluko ezakhiweni zamagama, ukuze kungabi nokudideka.



Amamofimu



1. Zonke izilimi zaseNingizimu Afrika zinamamofimu.
2. Imofimu yiyunithi encane kakhulu yencazelo olimini.
3. Izilimi zase-Afrika zinohlelo lwezigaba zamabizo.
   - Ibizo ngalinye linesiqalo, esibonakalisa isigaba salelobizo, nokuthi lisebunyeni noma ebuningini.
   - Lezi ziqalo zingamamofimu, ngayinye iphethe incazelo. Isibonelo:
   - Umuntu – umu, noma um, kubalula ukuthi ibizo lisesigabeni soku- 1 (abantu), ebunyeni.
   - Abantu – aba, noma ba, kubalula ukuthi ibizo lisesigabeni sesi-2 (abantu) ebuningini.

Ulimi:	isiZulu	isiZulu	isiTswana	isiTswana
Igama:	umuntu	abantu	molelo	melelo
Isiqalo:	umu / um	aba	mo	me
Kubonisa:	isigaba samabizo 1 (abantu - ubunye)	Isigaba samabizo 2 (abantu - ubuningi)	Isigaba samabizo 3 (izinto - ubunye)	isigaba samabizo 4 (izinto - ubuningi)

4. EsiNgisini nasesiBhunwini ubuningi bebizo buvame ukubonakaliswa isijobelelo, isibonelo:

Ulimi:	isiNgisi	isiNgisi	isiBhunu	isiBhunu
Igama:	dogs	buses	honde	katte
Isijobelelo:	s	es	e	te
Kubonisa:	ubuningi	ubuningi	ubuningi	ubuningi

Lokhu kusho ukuthini ekufundeni nasekubhalweni kolimi?

1. Fundisa abafundi ukubona amamofimu kusenesikhathi, nanoma ngendlela elula uhlukanisa iziqalo, imisuka neziqu, nezijobelelo.
2. Uma nje abafundi sebenolwazi lwalezi zingxenye ezintathu egameni, bangafundiswa lokhu:
   - Ukubheka amamofimu avamile emagameni amade noma anzima.
   - Ukuguqula incazelo yegama ngokuthi bafake enye noma bangezelele imofimu.
   - Ukuthola incazelo yegama elingaziwa ngokucaza amamofimu.
   - Ukwenza amagama amasha emsukeni ngokwengeza amamofimu.
3. Yenza abafundi bezilimi ezimbili baqaphele izindlela ezahlukene sokusetshenziswa kwamamofimu akhombisa into efanayo. Isibonelo, ngenkathi ufundisa ubuningi, chaza lokhu:
   - Ezilimini zase-Afrika, ubuningi buboniswa ngesiqalo
   - EsiNgisini nasesiBhunwini, ubuningi buboniswa ngesijobelelo.

Umbhalo ohlanganisiwe / ohlukanisiwe

1. Ukuhlanganiswa nokuhlukaniswa kubhekiswe ohlelweni lokubhala lolimi - ukuthi lubhalwa kanjani ulimi.
2. Umbhalo ohlanganisiwe uhlelo lokubhala oluxhuma izingxenye ndawonye egameni elide. Isibonelo:

isiZulu				
isivumelwano senhloko	imofimi yenkathi yamanje	isiqu sesenzo	imofimu yesenzo esigabeni sokugcina	umusho
ngi-	-ya-	-bhal-	-a	Ngiyabhala.

3. Umbhalo ohlukanisiwe uhlelo lokubhala oluvama ukubhala amanye amamofimu njengamagama azimele. Isibonelo:

isiSuthu				
isivumelwano senhloko	imofimi yenkathi yamanje	isiqu sesenzo	imofimu yesenzo esigabeni sokugcina	umusho
ke-	-a-	-ngol-	-a	Ke a ngola.

4. Izilimi zesiSuthu, isiVenda, isiTsonga, isiNgisi nesiBhunu zinohlelo oluningi lombhalo ohlukanisiwe.
5. Izilimi zesiNguni zinohlelo oluningi lombhalo ohlanganisiwe.

Lokhu kusho ukuthini ekufundeni nasekubhalweni kolimi?

1. Kubalulekile ukwazi uhlelo lombhalo lolimi lwakho, nokulufundisa ngokufanele.
2. Ezilimini zesiNguni, lolu hlelo lwenza abafundi abasebancane bamelwe ukufunda amagama amade kakhulu.
3. Fundisa abafundi iziqondiso ezengeziwe ukubasiza kulokhu, isibonelo:
   - Hlukanisa amagama abe amalunga, ubuye uwahlanganise amalunga ukufunda amagama.
   - Hlonza bese ufunda amamofimu avamile kuqala, bese ufunda igama lonke.



Ukufunda ukufunda nokubhala ngolimi lwase-Afrika kufanele kube inqubo esheshayo futhi eqondilele, uma imiyalelo efanele engasekelwanga inqubo yesiNgisi inikeziwe. Izinsiza zokufunda nokufundisa amafonikhi kufanele nazo zihlelwe kahle futhi zihambisane ngqo nolimi olufundiswayo. Uma izingane sezikwazi ukudikhoda izinhlamvu ngempumelelo, ukufundisa ukufunda nokubhala kungagxila ekuthuthukiseni ikhono lokufunda ngokugeleza, ukuqondisisa kanye nokucabanga ngokujulile, ukuze abafundi balungiselelwe kahle *ukufundela ukufunda*.

Ukuqonda Ukuthi Izingane Zifunda Kanjani Ukufunda Nokubhala

AMATEMU AWUSIZO

- ***amafonimu**: izakhi zemisindo ezincane kakhulu olimini*
- ***amagrafimu**: izimpawu ezibhalwayo ezisetshenziselwa ukumela izinhlamvu zemisindo (amafonimu) zolimi*
- ***ukuguqulela kokubhalwayo**: ukuguqula umbhalo okhulunywayo wolimi ube wuhlobo olubhaliwe*
- ***ukuguqulela kokufundwayo**: ukuguqula uhlobo lombhalo obhaliwe wolimi ube wuhlobo olukhulunywayo*
- ***amafonikhi**: inqubo yokufunda ubudlelwano bamafonimu / bamagrafimu*
- ***isakhi**: ingxenye encinyane yegama enencazelo*
- ***imofoloji**: ukuqonda ukuthi izingxenye zamagama, ezibizwa ngezakhi, ziyakha kanjani incazelo emagameni*

Umgomo wethu oqalisayo njengabafundisi bamabanga aphansi ukuqinisekisa ukuthi abafundi bethu bakwazi ukufunda nokubhala ngokushelela nangokuqonda ngenkathi beshiya iBanga 3.

Ukukwazi ukwenza lokhu, kufanele sichathulise abafundi bethu emagxathwini olwazi lokufunda.



Igxathu lokunyathela 1: Abafundi kufanele bakhule olwazini lwezefonoloji nefonemiki

a. Ulwazi lwefonoloji nefonemiki ngamakhono okuqalezela ukufunda.
b. Abafundi bangakwenza lokhu becimezile - akudingeki ukuba bafunde okuthile.
c. Abafundi kufanele bafundiswe ukuthi:
   - Babone imisindo etholakala ezindaweni ezahlukene
   - Bezwe futhi balandele izigqi nemilolozelo
   - Bezwe amagama asemshweni
   - Bezwe imisindo ehlukahlukene egameni
   - Bakhiphe umsindo egameni basho ukuthi kuseleni
   - Bashintshe umsindo egameni ukwenza igama elisha

Igxathu lokunyathela 2: Abafundi kufanele bafunde Imisindo nokubhala ngesandla

Abafundi kufanele bafundiswe:

- Ubudlelwane phakathi kwemisindo (amafonimu) nalokhu okubhaliwe okumela imisindo ngolimi lwabo.
- Kuzenzakalele ukufunda nokubhala yonke imisindo yolimi lwabo.
- Bakhe izinhlamvu ezimele imisindo ngokufanele. (ukubhala ngesandla)

Igxathu lokunyathela 3: Abafundi kufanele bafunde ukuguqulela enkulumeni (ukudikhoda) nokuhlanganisa imisindo nezinhlamvu ngokwakha amagama

a. Abafundi kufanele bafundiswe:
   - Ukuthi amagama abhaliwe afundwa kanjani (ukudikhoda)
   - Ukuthi amagama akhulunywayo abhalwa kanjani (ukuhlanganisa imisindo nezinhlamvu)
b. Ukwenza lokhu, kufanele bafunde ukuhlukanisa igama abangalazi ngemisindo. (ukwehlukanisa)
c. Kufanele ke bakwazi ukuhlanganisa imisindo ndawonye ukufunda igama. (ukuhlanganisa)
d. Ukuze bavelele ukuhlanganisa imisindo nezinhlamvu nokudikhoda, abafundi badinga amathuba amaningi okuqinisa ulwazi lwabo lwemisindo ngemisebenzi yokufunda nokubhala.



Igxathu lokunyathela 4: Abafundi badinga ukuzejwayeza ukugcina amagama bewakhumbula emqondweni

a. Sidinga ukunika abafundi ukuzilolonga okwenele kokufunda nokubhala ukuze kuzenzakalele ukuthi bafunde futhi babhale amagama.
   - Abafundi bazo ‘dweba imephu’ yegama emqondweni wabo uma:
     - Bengezwa futhi babone igama (umsindo walo)
     - Bengakwazi ukufunda igama
     - Beyiqonda incazelo yegama
     - Sebehlangabezene negama kaningana kulokho abakwaziyo
   - Lokhu kuzokwenza abafundi bakhumbule amagama ngokushesha ukuze bawafunde futhi bawabhale.
   - Lokhu ukuxhumana okubalulekile phakathi kokudikhoda nokushelela. (imephu yama-othografi)

Igxathu lokunyathela 5: Abafundi kudingeka bakhule ekufundeni okushelelayo

a. Kufanele sisize abafundi bafunde ngokufanele.
   - Lokhu kusho ukuthi kufanele bafunde kube namaphutha ambalwa noma angabikho nhlobo.

b. Kufanele sisize abafundi bafunde ngesivinini esifanele.
   - Ngokufanele, abafundi kufanele bafunde ngesivinini abakhuluma ngaso.
   - Uma ukufunda kunensa kakhulu, ukuqondisisa okufundwayo ngeke kube khona.

c. Kufanele sisize abafundi bafunde ngephimbo eliyilo nangokuphimisela okufanele (isigqi sokuphimisela)
   - Ukufunda uphimisela ngokufanele kukhombisa ukuwuqonda umbhalo.
   - Iphimbo lingayithintela incazelo yegama noma umushwana, ngakho kumele kufundwe ngokufanele.

Igxathu lokunyathela 6: Abafundi kudingeka bakhule futhi ekubhaleni okushelelayo

a. Thina sidinga ukusiza abafundi babhale ngokucophelela.
   - Lokhu kusho ukuthi kufanele bazi ‘imitheshwana’ yolimi olubhalwayo, akhiwa kanjani amagama, apelwa kanjani, zishiywa kuphi izikhala, zisetshenziswa kanjani izimpawu nezimpawana zedayakritiki.

b. Sidinga ukusiza abafundi babhale ngesivinini esifanele.
   - Ukwenza lokhu, badinga ukuzilolonga kaningi ukuze bakhumbule amagama ngokushesha.
   - Badinga futhi ukuzilolonga ukwakha amandla okubhala.

c. Kaningi, abafundi badinga ukukhulisa ukuzethemba ukubeka imicabango nemiqondo yabo ephepheni, nokubhala ngokuzimela.



Igxathu lokunyathela 7: Ukuze bafunde futhi babhale ngokuqonda, sidinga ukwakha ulwazi lwabafundi.

a. Abafundi badinga ukukhulisa ulwazimagama olubanzi nolujulile ukuqonda amagama abawafundayo.

b. Badinga ukukhulisa ulwazi jikelele olubanzi nolujulile ukuze bakwazi ukuxhumanisa okubhaliwe nalokhu asebevele bekwazi.

c. Badinga ukwakha ukuqonda izakhiwo zolimi nemithetho yalo.
   - Ukuqonda izakhiwo zolimi kusiza abafundi baluqondisise ulimi.

Igxathu lokunyathela 8: Thina kufanele sisize abafundi bethu abasebancane bakhulise uthando lokufunda ulimi.

a. Kufanele sisize abafundi baqonde ukuthi ukufunda ulimi luhambo lwempilo yakho yonke.
b. Kufanele senze ngokusemandleni ukuqinisekisa ukuthi ukufunda ulimi kuyisipiliyoni esiklomelisayo futhi esithokozisayo.
c. Kufanele sihlinzeke ngendawo ephephile neyakhayo yokufunda ulimi.

Amagxathu okuNyathela: Ukuweseka nokuwaThuthukisa

Ngokungeniswa kweNHLRP, kuzodalwa kwabelwe uchungechunge lwezinsiza zokweSeka nokuThuthukisa.

Zizofaka nokulandelayo:

Kuma-SES / IzinHloko zeMinyango

- Ithuluzi lokuQapha nokweSekela

KuboThisha

- Imihlahlandlela ka ‹Ngikwenze kanjani?›
- Amavidiyo ka ‹Ngikwenze kanjani?›
- Ezinye izivivinyo zeFMS C - izigaba zokufundwa
- Ezinye izivivinyo zeFMS D - imibuzo yokuqondisisa

Ngaphezu kwalokhu, i-NHLRP imema bonke abanentshisekelo ukuba banikezela ngezinsiza abanazo zokwesekela ukuze kwakhiwe inqolobane yezinsiza.

Ungenza kanje ngokuthumela i-imeyili ku: **materials@nect.org.za**



Isimiso Samasonto Onke

IsiKhathi esiPhezulu (amahora ayi-8 ngesonto)

- Uhlelo lokufunda oluhlelekile lulandela isimiso esifanayo masonto onke.
- Lokhu kwenza kube lula kubafundisi nakubafundi ukulandela uhlelo.
- Abafundi bangazilungiselela umsebenzi olandelayo uma sebejwayele isimiso.
- Lesi simiso sisekelwe esikhathini esiphezulu se-CAPS soLimi Lwasekhaya: amahora ayi-8 ngesonto.

	UMsombuluko ihora eli-1 nemizuzu engama-30		ULwesibili ihora eli-1 nemizuzu engama-30		ULwesithathu ihora eli-1 nemizuzu engama-50		ULwesine ihora eli-1 nemizuzu engama-35		ULwesihlanu ihora eli-1 nemizuzu engama-35	
	Ukulalela Nokukhuluma	15	Ukulalela Nokukhuluma	15	Ukulalela Nokukhuluma	15			Ukulalela Nokukhuluma	15
	Imisindo	15	Imisindo	15	Imisindo	15	Imisindo nemofoloji	15	Imisindo nemofoloji	15
	Ukubhala Ngesandla	15	Ukubhala Ngesandla	15	Ukubhala Ngesandla	15	Ukubhala Ngesandla	15		
	Ukufunda Ngokuhlanganyela	15	Ukufunda Ngokuhlanganyela	15	Ukufunda Ngokuhlanganyela	15	Ukufunda Ngokuhlanganyela	15	Ukufunda Ngokuhlanganyela	15
					Ukubhala	20	Ukubhala	20	Ukubhala	20
	Ukufunda Ngamaqembu Okulawulwayo / Ukufunda Ngababili Nangokuzimela	30	Ukufunda Ngamaqembu Okulawulwayo / Ukufunda Ngababili Nangokuzimela	30	Ukufunda Ngamaqembu Okulawulwayo / Ukufunda Ngababili Nangokuzimela	30	Ukufunda Ngamaqembu Okulawulwayo / Ukufunda Ngababili Nangokuzimela	30	Ukufunda Ngamaqembu Okulawulwayo / Ukufunda Ngababili Nangokuzimela	30

Ibanga 1 isiKhathi esiPhansi (amahora ayi-7 ngesonto)

- Lesi simiso sisekelwe esikhathini esiphansi se-CAPS soLimi Lwasekhaya

UMSOMBULUKO ihora eli-1 nemizuzu eyi-15		ULWESIBILI ihora eli-1 nemizuzu eyi-15		ULWESITHATHU ihora eli-1 nemizuzu engama-45		ULWESINE ihora eli-1 nemizuzu eyi-15		ULWESIHLANU ihora eli-1 nemizuzu engama-30	
		Ukulalela Nokukhuluma	15	Ukulalela Nokukhuluma	15			Ukulalela Nokukhuluma	15
Imisindo	15	Imisindo	15	Imisindo	15	Imisindo	15	Imisindo	15
Ukubhala Ngesandla	15	Ukubhala Ngesandla	15	Ukubhala Ngesandla	15	Ukubhala Ngesandla	15		
Ukufunda Ngokuhlanganyela	15			Ukufunda Ngokuhlanganyela	15			Ukufunda Ngokuhlanganyela	15
				Ukubhala	15	Ukubhala	15	Ukubhala	15
Ukufunda Ngamaqembu Okulawulwayo / Ukufunda Ngababili Nangokuzimela	30	Ukufunda Ngamaqembu Okulawulwayo / Ukufunda Ngababili Nangokuzimela	30	Ukufunda Ngamaqembu Okulawulwayo / Ukufunda Ngababili Nangokuzimela	30	Ukufunda Ngamaqembu Okulawulwayo / Ukufunda Ngababili	30	Ukufunda Ngamaqembu Okulawulwayo / Ukufunda Ngababili	30

Ukuguquguqula

Ukufunda Nokulalela	**Isonto loku-1 leNdikimba, uLwesibili:** Hlanganisa izifundo zangoMsombuluko nangoLwesibili - ngenisa indikimba, uwenze ukunothisa kolimi ufundise nolwazimagama.
Ukufunda Ngokuhlanganyela	**UMsombuluko:** Hlanganisa izifundo zangoMsombuluko nangoLwesibili - ngenisa umbhalo weQoqo lezindaba uwenze nomsebenzi wangaPhambi kokuFunda. **ULwesithathu:** Funda okokuqala ngokucophelele ngoba abafundi bazophuthelwa isifundo sokufunda kwesibili esijwayele ukwenziwa lapho kunesikhathi esiphezulu.
Ukubhala	**KuLwesithathu kuye kuLwesihlanu:** Landela izifundo ezijwayelekile ngesigqi esisheshayo kancane ngoba isikhathi sezifundo zokubhala sizonichiswa ngemizuzu emi-5.

Izinsiza

Uhlelo lukaZwelonke Lokuthuthukisa Ukufunda Ulimi Lwasekhaya (NHLRP) luqukethe lezi zinsiza ezilandelayo:

1. Uhlelo Lokufundisa
2. Amakhadi Emisindo
3. Amashadi Okubhala Ngesandla
4. Iqoqo Lezindaba: Izindaba Zokufunda Ngokuhlanganyela
5. Amakhadi Okufunda
6. Incwadi Eyisisekelo Sokufunda
7. Umhlahlandlela Wokuhlola

Uhlelo Lokufundisa

- Uhlelo Lokufundisa lufakiwe kulo Mhlahlandlela kaThisha.
- Lufaka izinhlelo zokufundisa ezijwayelekile kuzo zonke izifundo zeThemu 1.
- Uma uqala ukusebenzisa lolu hlelo, kuwumqondo omuhle ukulandela umkhuba ojwayelekile nokusebenzisa izinhlelo zokufundisa ezinikeziwe.
- Uma usuwujwayele lo mkhuba kanye nohlelo lwezindlela zokufundisa, ungakhululeka ukululungisa ukuze luhambisane nendlela yakho yokufundisa nezidingo zakho.




ITHEMU 1 | ISONTO 1 | UMSOMBULUKO

Ukubhala ngesandla: Hlola ngokungahlelelwe ukwakhiwa kwezinhlamvu ezibhalwa ngokuhlanganisa.

ISIKHATHI: imizuzu 15

IZINSIZA: Incwadi Yokuhlola

1. **Lungiselela abafundi ukubhala ngesandla.**
   a. Ithi: Masifudumeze iminwe yethu ngokufonyoza iphepha sibuye silelule.
   b. Hlola bese ulungise indlela yokuhlala kwabafundi nokubamba ipensela.
2. **Cela abafundi babhale izinhlamvu zokufunda nokubhala ngokuhlanganisa.**
   a. Tshela abafundi babhale kuphela izinhlamvu ezincane abazaziyo ngokuhlanganisa.
   b. Njengoba abafundi bebhala, hamba uzungeze uqaphele ukuthi umfundi ngamunye ulwakha kanjani uhlamvu, izinga lokubhala, usayizi wezinhlamvu, njll.
   c. Qaphela abafundi abasenobunzima bokwakha izinhlamvu, kanye nezizathu zobunzima.
   Futhi qaphela abafundi abangazazi izinhlamvu zokufunda nokubhala.

Ukufunda Ngokuhlanganyela: Yethula indaba

ISIKHATHI: imizuzu 15

IZINSIZA: Iqoqo Lezindaba, Ikhasi lesingeniso 1

1. **Yethula indaba.**
   a. Ithi: Kuleli sonto sizofunda indaba esihloko, *Uhambo olukhulu lukaShamiso.*
   b. Ithi: Kule ndaba uShamiso, intombazanyana yaseZimbabwe, kanye nomndeni wakhe bavakashela eZimbabwe. Endleleni besavakashele umndeni, bama emanxiweni eGreat Zimbabwe, lapho bafunda okuningi ngemvelaphi namasiko abo.
   c. Ithi: Kukhona okwaziyo ngalokhu?
   d. Khombisa abafundi izithombe zendaba kafushane.
2. **Yakha ulwazi lwangaphambilini lwabafundi.**
   a. Yabelana futhi uchaze ngemininingwane yangaphambilini oyinikeziwe ngendaba.
   b. Khombisa abafundi ukuthi indaba yenzekaphi usebenzisa imephu Yeqoqo Lezindaba.
   c. Buza: Ninayo imibuzo ngale ndaba?
3. **Chaza isu lokuqondisisa.**
   a. Ithi, kuleli sonto sizofunda ngokuthi: **Yenza iziphetho.**
   b. Chazela abafundi ngesu lokuqondisisa.

4

Amakhadi Emisindo

- Ikhadi leMisindo lifakwe kuzo zonke izinhlamvu zomsindo ezifundisiwe noma ezibuyekeziwe.
- La makhadi awafakwanga kongwaqambhangqwa, ngoba bonke ongwaqambhangqwa bayinhlanganisela yezinhlamvu zemisindo.
    - Abafundi kumele baqonde ukuthi uma sebezifundile izinhlamvu zomsindo ngamunye, bangazihlanganisa ndawonye ngezindlela ezahlukene.
    - Bangahlanganisa ungwaqa nonkamisa, isibonelo: m-a = ma
    - Bangahlanganisa ongwaqa ababili, isibonelo: l-w = lw

Isibonelo samakhadi emisindo engamafrizi:









Ishadi lokubhala ngokwehlukanisa

Ukubhala ngokwehlukanisa kufundiswa kusukela eBangeni 1 iThemu 1 kuze kufike futhi kuhlanganise iBanga 2 iThemu 2.

- Kulolu hlelo, ukubhala ngokwehlukanisa kuxhunyaniswe nemisindo.
- Lokhu kusiza abafundi ukuhlanganisa ulwazi lwabo lobudlelwano bamafonimi namagrafimi (umsindo nohlamvu).
- Ishadi lokubhala ngokwehlukanisa lifakwe njengengxenye yephakethe lezinsiza, ngenhloso yokweseka ukwakheka kwezihlamvu okufanele.

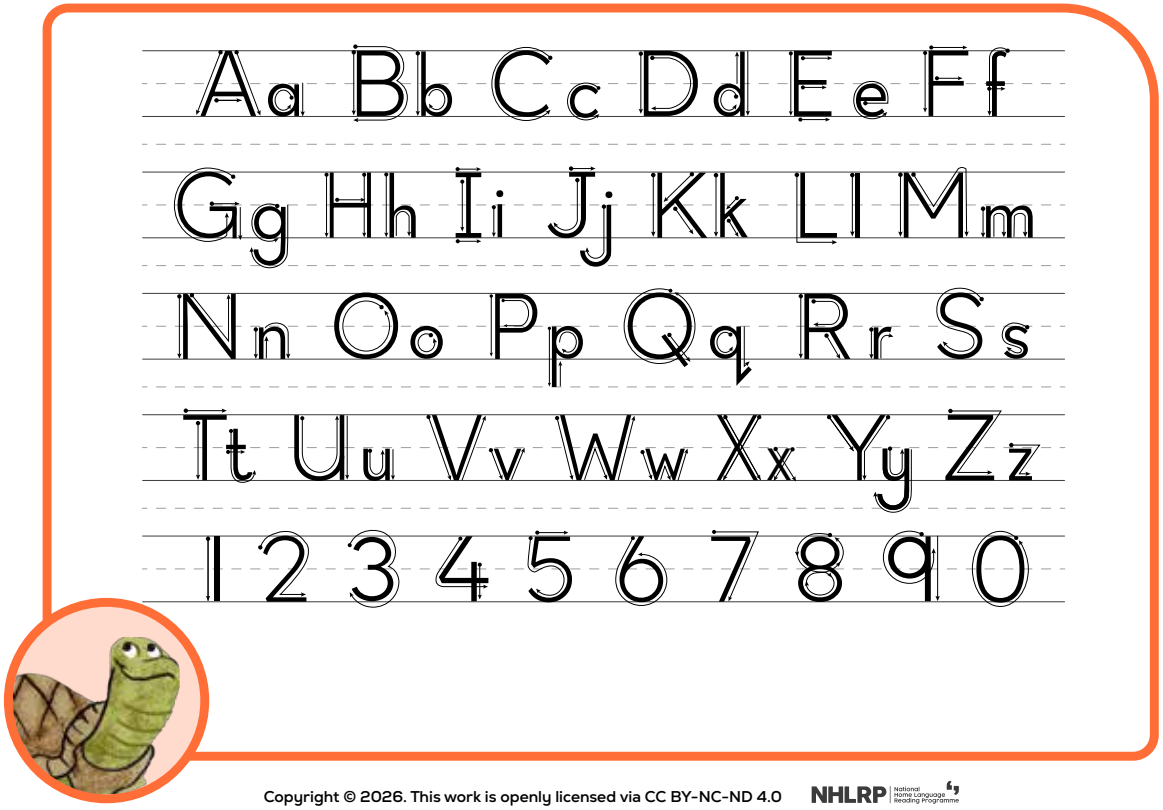

Copyright © 2026. This work is openly licensed via CC BY-NC-ND 4.0

Ishadi lokubhala ngokuhlanganisa

Ukubhala ngokuhlanganisa kufundiswa kusukela eBangeni 2 iThemu 3 kuze kufike futhi kuhlanganise iBanga 3 iThemu 4.

- Kusukela phakathi neBanga 2, abafundi kufanele bafunde ukubhala besebenzisa umbhalo oxhumene.
- Lapho abafundi sebekwazi kahle ukubhala umbhalo oxhumene, bayakwazi ukubhala ngokushelela.
- Ishadi lokubhala ngokuhlanganisa lifakwe njengengxenye engaphakathi kwezinsiza, ukweseka ukwakhiwa ngendlela kwamagama.

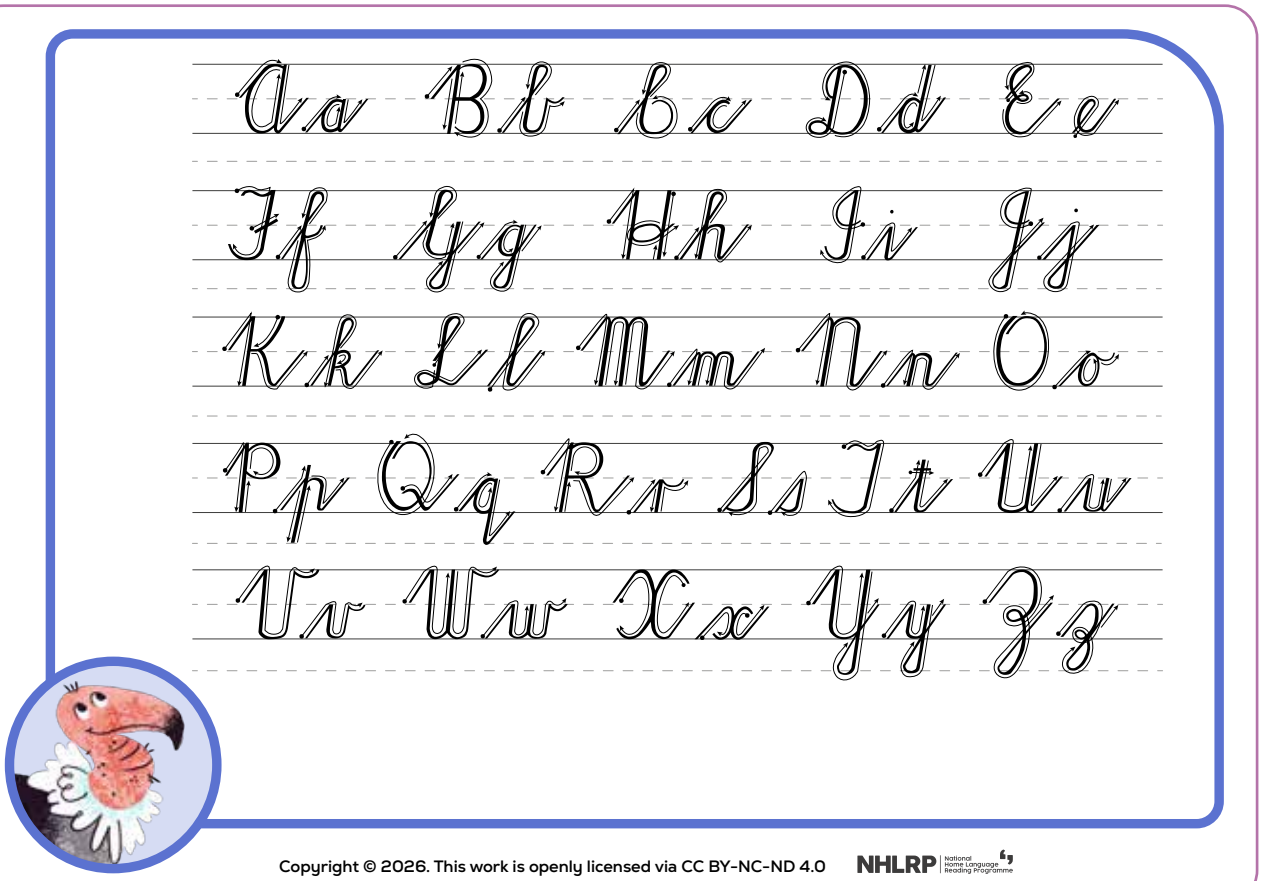

Copyright © 2026. This work is openly licensed via CC BY-NC-ND 4.0 NHLRP National Home Language Reading Programme

Iqoqo Lezindaba: Izindaba Zokufunda Ngokuhlanganyela

- Kunezindaba eziyi-8 Eqoqweni lezindaba zeThemu 1, zimbili iziNdikimba ngayinye.
- Yonke indaba iqala ngengxenye yokufunda kwangaphambilini.
- Lokhu kulandelwa indaba enemiboniso.
- Yonke indaba igcina ngengxenye yokufunda kwakamuva.
- Izindaba zenzelwe ukwandisa ulwazimagama sabafundi nolwazi lwangaphambilini.
- Futhi zenzelwe ukuthuthukisa ukuqondisisa kwabafundi namakhono okucabanga ngokujulile.





Amakhadi Okufunda

- Amakhadi okufunda anikezwa ngeThemu ngayinye, ukuze asetshenzisiwe ezifundweni ezahlukene.
- La makhadi enzelwe ukusetshenziswa njengezinsiza-kufundisa ngesikhathi kufundwa.
- Amakhadi okufunda angakhangiswa ekilasini njengengxenye yemisindo noma umbukiso wendikimba.
- 'Ithebula lamakhadi okufunda' elilandelayo libalula ikhadi lokufunda ngalinye ngeThemu nangesifundo.
- Yenza indlela yokulawula amakhadi akho okufunda ngokuyikho.
- Yiba nesikhwama seplastiki noma imvilophu yendikimba ngayinye.
- Lebula isikhwama seplastiki noma imvilophu ngeThemu nesihloko seNdikimba.
- Sebenzisa uhlu lwamakhadi okufunda olulandelayo ukuqinisekisa ukuthi unesethi ephelele yamakhadi okufunda amaThemu onke.
- Buyisela amakhadi okufunda alahlekile ngokuzenzela amanye kabusha.

isikole

esaba

kuqala

Incwadi Eyisisekelo Sokufunda

- Incwadi Eyisisekelo Sokufunda ihlelwe ngokwezindikimba ezithatha amasonto amabili. Indikimba ngayinye iqala ngekhasi, elihlanganisa:

  a. Isihloko sendikimba
  b. Izihloko zeqoqo lezindaba ezihlobene nendikimba
  c. Ukunothiswa kolimi – isisho, ihlaya, isaga, idlabuzane, isibongo, irayimu noma ingoma esekelwe endikimbeni yokufundisa abafundi.
  d. Amagama endikimba, kanye nezincazelo ezilula.
  e. Umbuzo owodwa noma emibili yokuxoxisana, eklanyelwe ukubandakanya imindeni

- Okulandelayo, iNcwadi Eyisisekelo Sokufunda ifaka uchungechunge lwemisebenzi yosuku ngalunye lweSonto, amaSonto ayi-8 iThemu ngayinye.

- Imisebenzi yeNcwadi Eyisisekelo Sokufunda ihlelwe ngokucophelela ukuze kuthuthukiswe ngokuhlelekile:

  a. Ulwazi lwemisindo
  b. Amakhono okuguqulela enkulumeni (ukudikhoda)
  c. Amakhono okubhala nokuqonda imisindo nezinhlamvu
  d. Ukuqwashisa ngemofoloji
  e. Ukufunda ngekushelela, kanye
  f. Nokufunda ngokuqondisisa

- NgoLwesithathu, izithombe ezihlobene nendikimba zifakwa eNcwadini Eyisisekelo Sokufunda kanje:

  a. NgoLwesithathu lokuqala lwendikimba, kufakwa isithombe sendikimba ukuze kukhuthazwe abafundi ukuthi bacabange ngokujulile ngendikimba. Uhlelo Lokufundisa luhlanganisa ulwazimagama kanye nemibuzo yokuxoxisana ehlobene nesithombe.
  b. NgoLwesithathu lwesibili lwendikimba, kufakwa isithombe sokuxoxa indaba yobuciko. Lesi sithombe sibonisa ‹umzuzu wesikhathi› okufanele kufakwe endabeni yomfundi ngamunye. Uhlelo lokufundisa lufaka isikhuthazi esingasesetshenziswe ukusiza abafundi ukuze baqale.

- IziNcwadi Eziyisisekelo Sokufunda zisetshenziswa ezifundweni zeMisindo kanye neMofoloji ukuze othisha bafundise ngokucacile futhi bathuthukise amakhono nabafundi bonke ekilasini.

- Ngaphezu kwalokho, abafundi basebenzisa IziNcwadi Eziyisisekelo Sokufunda nsuku zonke ngesikhathi Sokufunda ngamaQembu Okulawulwayo.



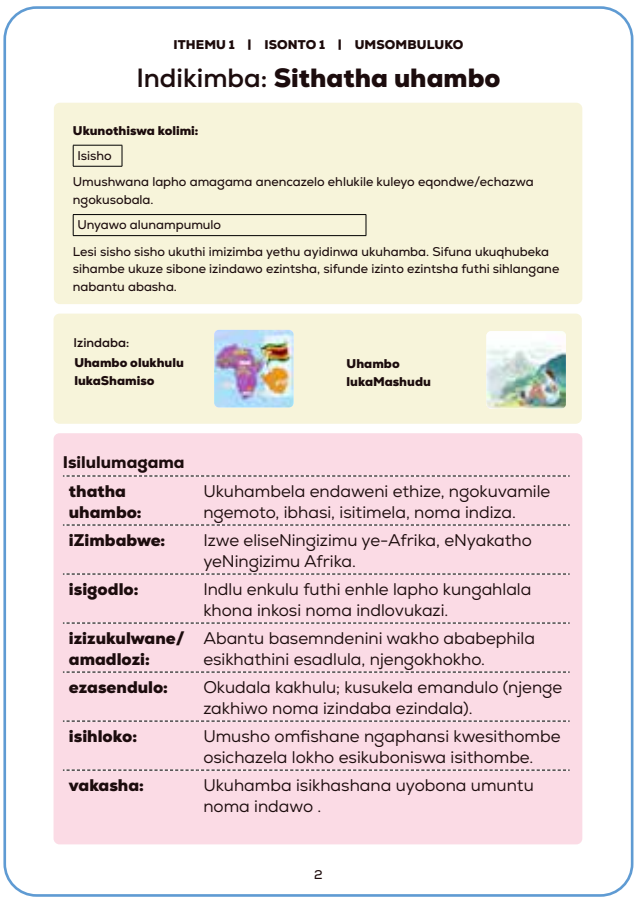

ITHEMU 1 | ISONTO 1 | UMSOMBULUKO

Indikimba: **Sithatha uhambo**

Ukunothiswa kolimi:

Isisho

Umushwana lapho amagama anencazelo ehlukile kuleyo eqondwe/echazwa ngokusobala.

Unyawo alunampumulo

Lesi sisho sisho ukuthi imizimba yethu ayidinwa ukuhamba. Sifuna ukuqhubeka sihambe ukuze sibone izindawo ezintsha, sifunde izinto ezintsha futhi sihlangane nabantu abasha.

Izindaba:

Uhambo olukhulu lukaShamiso

Uhambo lukaMashudu

Isilulumagama

thatha uhambo:	Ukuhambela endaweni ethize, ngokuvamile ngemoto, ibhasi, isitimela, noma indiza.
iZimbabwe:	Izwe eliseNingizimu ye-Afrika, eNyakatho yeNingizimu Afrika.
isigodlo:	Indlu enkulu futhi enhle lapho kungahlala khona inkosi noma indlovukazi.
izizukulwane/ amadlozi:	Abantu basemndenini wakho ababephila esikhathini esadlula, njengokhokho.
ezasendulo:	Okudala kakhulu; kusukela emandulo (njenge zakhiwo noma izindaba ezindala).
isihloko:	Umusho omfishane ngaphansi kwesithombe osichazela lokho esikuboniswa isithombe.
vakasha:	Ukuhamba isikhashana uyobona umuntu noma indawo .

2



Isithombe sendikimba esiyisibonelo



Isithombe esiyisibonelo sokuxoxa indaba ngobuciko

Umhlahlandlela Wokuhlola

Umhlahlandlela Wokuhlola weThemu 1 ufaka:

Izivivinyo Ezisemthethweni zeSitatimende Senqubomgomo Yohlelo Lwezifundo Nokuhlola (ISYLN)

- Imihlahlandlela Yokuhlola
- Uhlelo Lokuhlola
- Izibonelo Zemisebenzi Yokuhlola
- Izibonelo Zamarubrikhi kanye Nezimpendulo

UkuFunda NgoMlomo OkuShelelayo

- Izinga Likazwelonke
- Ukwengamela Izivivinyo
- Ukubala Ukufunda Ngokushelelayo
- Ukuhlaziya Nokusebenzisa Imiphumela
- Izivivinyo ZokuFunda NgoMlomo OkuShelelayo zeThemu 1



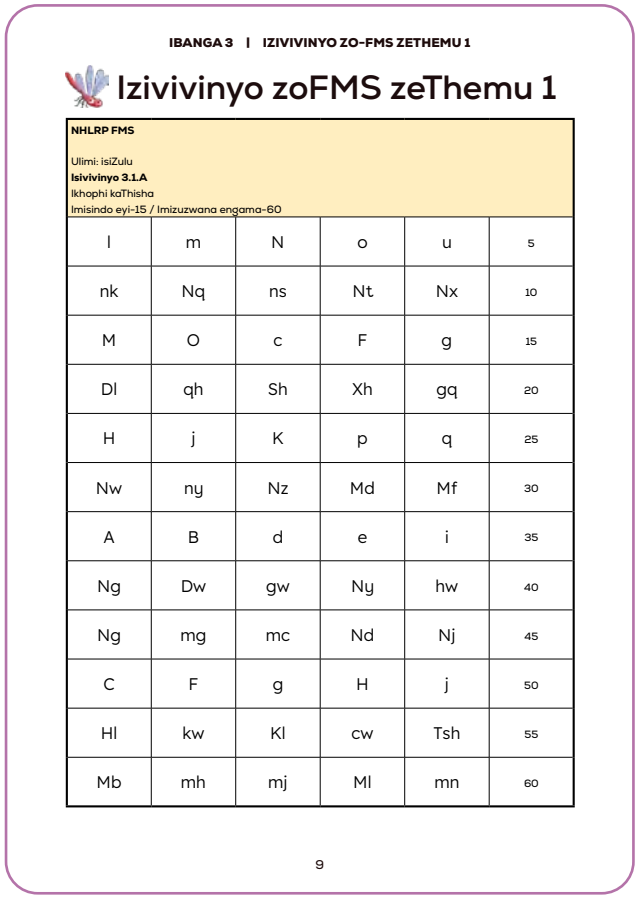

IBANGA 3 | IZIVIVINYO ZO-FMS ZETHEMU 1

Izivivinyo zoFMS zeThemu 1

NHLRP FMS

Ulimi: isiZulu
Isivivinyo 3.1.A
Ikhophi kaThisha
Imisindo eyi-15 / Imizuzwana engama-60

l	m	N	o	u	5
nk	Nq	ns	Nt	Nx	10
M	O	c	F	g	15
Dl	qh	Sh	Xh	gq	20
H	j	K	p	q	25
Nw	ny	Nz	Md	Mf	30
A	B	d	e	i	35
Ng	Dw	gw	Ny	hw	40
Ng	mg	mc	Nd	Nj	45
C	F	g	H	j	50
Hl	kw	Kl	cw	Tsh	55
Mb	mh	mj	Ml	mn	60

9

Amasu Okuphatha Ikilasi

Kulula kakhulu ukuqalisa uhlelo lokufunda ekilasini elihlelekile neliphethwe kahle. Nanka manye amasu okuphatha ikilasi ongase ufune ukuwasebenzisa.

1. Ukubiza Abafundi

Nini?

- Uma ubuza umbuzo noma uyalela umfundi ukuba enze umsebenzi.

Ngobani?

- Kubalulekile ukuba bonke abafundi babe nethuba lokukhuluma ngokuzimele ngayedwana.
- Ukuyalela nokudlulisa imisebenzi kanye nemibuzo kuqinisekisa ukuthi bonke banalo leli thuba.

Okumele ukwenze:

- Bhala amagama abo bonke abafundi oluthini lwegama.
- Yiba nojeke ababili - faka zonke izinti zamagama kujeke woku-1.
- Uma udinga ukuba umfundi aphendule umbuzo noma enze umsebenzi, khipha uluthi lwegama kujeke.
- Biza umfundi ukuba azokwenza umsebenzi, bese ufaka uluthi lwegama ojekeni wesibili, ukukhombisa ukuthi lo mfundi usebe nalo ithuba.
- Uma usuzisuse zonke izinti zamagama kujeke woku-1 zangena kujeke wesi-2, qala phansi inqubo.
- Ungakhohlwa ukuthi yimuphi ujeke okhipha kuwo amagama nokuthi yimuphi ujeke odlulisela kuwo!

Ukubiza Abafundi

Ujeke wamagama

1

- Gcina ujeke ugcwele izinti eziyisicaba.
- Faka ilebula elithi '1' kulo jeke.



2

Bhala igama lomfundi ngamunye othini olulodwa.

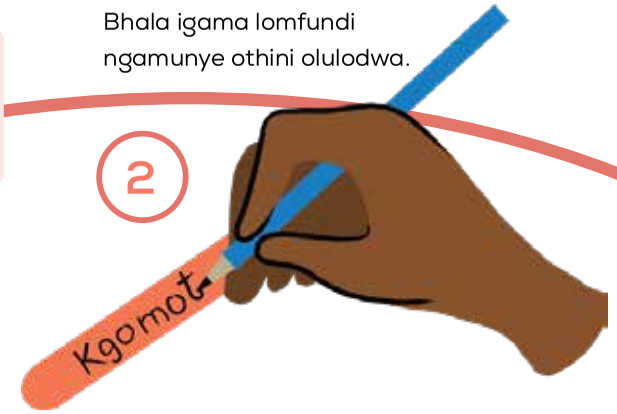

3

Biza umfundi ngokukhetha uluthi lwegama kujeke.



4

Peter, ngicela uhambise le fomu ehhovisi.



5

Thatha uluthi **kujeke woku-1** ulufake **kujeke wesi-2**, ukuveza ukuthi uPeter usebe nethuba. Nikeza bonke abafundi ithuba bese ususa izinti zamagama kujeke woku-1 ziye kujeke wesi-2 ngaphambi kokuba uqalele phansi inqubo.



2. Ukwenza Ukuba Abafundi Bakunake

Nini?

- Noma kunini lapho udinga ukuba abafundi bakunake noma bahleleke ekilasini.

Ngobani?

- Le misebenzi emifishane ikusiza ukulawula ikilasi ngendlela engcono.
- Iphinde ifundise abafundi ukulalela nokusebenzisana.

Okumele ukwenze:

- Qaphela: Qiniseka ukufundisa abafundi indlela yokuziphatha emva kokuzwa imiyalelo yokukunaka ngaphambi kokuba uyisebenzise.
- Sebenzisa enye yezindlela zokuba abafundi bakunake ngendlela enokudlala.
- Kungase kudingeka ukuba uphinde indlela yokwenza abafundi bakunake.
- Uma abafundi sebekunakile, lungela ukubanika umyalelo olandelayo.

Okokwenza Abafundi Bakunake

123 amehlo athe njo kimi

1

- Qeqesha abafundi ngendlela yokuziphatha emuva kokuba wenze abafundi bakunake.
- Ungabatshela ukuba bahlale bathule du, izandla zabo zisemathangeni abo, imilomo yabo ivaliwe futhi begqolozele wena.
- Phindelela ukusebenzisa indlela yokwenza abafundi bakunake ngayinye ngokuvamile abafundi baze bazijwayele.



2

Kunye, kubili, kuthathu, amehlo athe njo kimi.



3



Kunye, kubili, amehlo athe njo kuwe!

4



5

Ngiyabonga kilasi. Manje, ngizonixoxela indaba...




Okokwenza
Abafundi Bakunake
Ingwenya, ingwenya
1
2
Ingwenya, ingwenya.
3
Hlofo, hlofo!
4
Ingwenya, ingwenya.
5
Hlofo, hlofo!
6
Ngiyabonga kilasi. Yisikhathi sezibalo zekhanda...

Okokwenza Abafundi Bakunake
Uma ungizwa...
Uma ungizwa, shaya izandla kathathu.
Uma ungizwa, shaya izandla kahlanu.
1
2
3
4
5
6


Okokwenza Abafundi Bakunake
Shaya izandla bese ucofe
1
shaya izandla, shaya izandla, shaya izandla, cofa, cofa, cofa
2
Manje phindani isigqi.
3
4
shaya izandla, shaya izandla, shaya izandla, cofa, cofa, cofa
5
Ngiyabonga kilasi. Ngifuna nilungele ukuthatha ikhefu...
6

3. Ukumisa Imigomo Yezindlela Zokuziphatha

Nini?

- Ekuqaleni konyaka nasekuqaleni kwethemu ngayinye.

Ngobani?

- Kubalulekile ukufundisa abafundi abancane ngokucacile ngendlela yokuziphatha ngezikhathi ezithile.
- Isibonelo, uma usuzochaza umqondo omusha, noma ufunde indaba, ufuna ukuba abafundi bahlale bathule futhi banake wena ngokuphelele.
- Uma ufundisa abafundi ngokucacile ngendlela yokuziphatha, kunesizathu sokuthi ulindele ukuba baziphathe ngokufanele.

Okumele ukwenze:

- Yenza okwenza abafundi bakunake bese uthi:
  - Ngifuna wonke umuntu ahlale ekhaphethini, agoqe imilenze yakhe iphambane.
  - Ngifuna izandla zenu zibe phezu kwamathanga enu.
  - Ngifuna nivale amehlo enu.
  - Ngifuna ukunibona nigxile ekuphefumuleni kwenu.
- Nika abafundi imiyalelo yokuzithiba, bese ulinde imizuzwana engama-30 - 45.
- Bese, ukhomba abafundi abenza umsebenzi omuhle, ukhombe lokho abakwenza ngokufanele ngokucacile.
- Yithi: ‘Ngibona uNomsa ehlezi phansi futhi imilenze yakhe igoqiwe. Izandla zakhe zisemathangeni akhe, futhi emehlo akhe avaliwe. Wenze umsebenzi omuhle Nomsa, manje gxila ekuphefumuleni kwakho, donsa umoya, bese uwukhiphe…’
- Phinda lokhu kaningana, gxila ‘ezimpendulweni ezifanele’ zabafundi abambalwa.

Ukumisa imigomo yokuziphatha

1



2



Ngifuna wonke umuntu ahlale ekhaphethini egoqe imilenze yakhe iphambane. Ngifuna izandla zenu zibe phezu kwamathanga enu. Ngifuna nivale amehlo enu. Ngifuna nigxile ekuphefumuleni kwenu.

3



Ngibona uNdi ehlezi ekhaphethini egoqe imilenze yakhe yaphambana. Izandla zakhe zisemathangeni akhe, futhi amehlo akhe avaliwe. Ugxile ekuphefumuleni kwakhe. Wenze kahle, Ndi.

4



Ngibona uMzamani ehlezi ekhaphethini egoqe imilenze yakhe yaphambana. Ulalela kahle.

5



Ngibona izandla zikaTumi emathangeni akhe. Ulalela kahle.

6



Ngibona amehlo kaPaula evaliwe. Nonke ave nilalela kahle.

7



4. Ukuphatha Izingxoxo Zeqembu

Nini?

- OLimini Lwasekhaya, amaqembu axoxa ngezindaba zokufunda okwabelanwa ngazo ngoLwesihlanu.

Ngobani?

- Kubalulekile ukufundisa abafundi abancane ngokucacile ngendlela yokuziphatha ngezinkathi zezingxoxo.
- Kubalulekile ukubanika amasu okubasiza bashintshisane.

Okumele ukwenze:

- Qeqesha abafundi ukuthi benze lokhu ngendlela elandelayo:
  - Okokuqala, abafundi kufanele baye emaqenjini abo amancane.
  - Okulandelayo, abafundi kumele baqaphele imibuzo yengxoxo noma uhlaka.
  - Ngakho wonke umfundi kumele athole ithuba lokuphendula imibuzo.
- Kungaba wumqondo omuhle ukusebenzisa ‘itshe elikhulumayo’ ukulawula lokhu.
- Nika iqembu ngalinye into enjengetshe elinemibalabala.
- Umuntu obamba itshe uyakhuluma bese kuthi bonke abaseqenjini balalele.
- Uma umfundi wokuqala esekhulumile, kufanele adlulise itshe alinike omunye umfundi.

Ukuphatha Izingxoxo Zeqembu



5. Imisebenzi Yokushintsha

Nini?

- Phakathi kwemisebenzi noma kwezifundo, noma lapho abafundi bephithizela futhi bedinga ukuphumula.

Ngobani?

- Kunzima kakhulu ukuba abafundi abancane bahlale bazinze futhi bagxile izikhathi ezinde.
- Le misebenzi yokushintsha izokhuthaza abafundi futhi ibenze banake, futhi ibasize bajabukele ukufunda.

Okumele ukwenze:

- Sebenzisa imisebenzi yokushintsha ukukhuthaza noma ukwenza abafundi bakunake ngendlela ewukudlala.
- Uma abafundi sebekunakile, lungela ukubanika umyalelo olandelayo.

Imisebenzi Yokushintsha

Uthisha uthi...

1

- Fundisa umthetho - uma uthi, ‘uthisha uthi’, abafundi kumele benze iminyakazo.
- Uma ungasho ukuthi ‘uthisha uthi’, abafundi kumele bame nse.
- Uma abafundi benza iminyakazo lapho ungasho ukuthi ‘uthisha uthi,’ baphumile futhi kumele bahlale phansi.

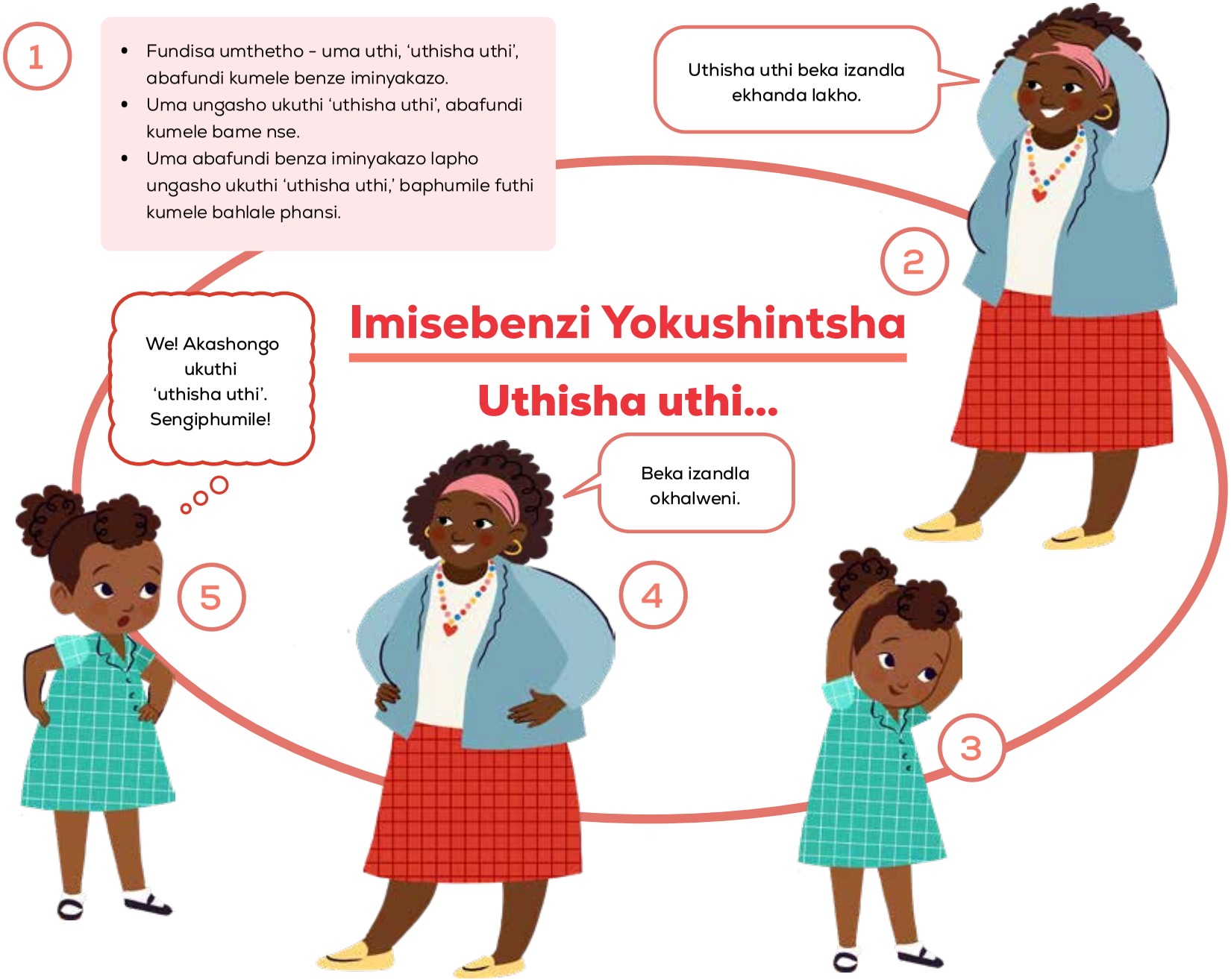

Imisebenzi Yokushintsha

Iphathi yokudansa

1

- Fundisa umthetho - uma abafundi bezwa umculo, bangadansa yonke indawo.
- Uma unqamuka umculo kumele bame nse bathule.
- Abakwazi ukubanga umsindo lapho bedansa hleze bangezwa umsindo lapho kunqamuka umculo.



Imisebenzi Yokushintsha

Mina nesihlalo sami

1

- Lo msebenzi usiza ukugxilisa abafundi.
- Uphinde ubafundise ukusebenzisa izandulela.
- Qala ngokwenza abafundi bame eceleni kwezihlalo zabo.
- Fundisa abafundi ukulandela imiyalelo yakho buthule nangaphandle kokuthinta omunye umuntu.

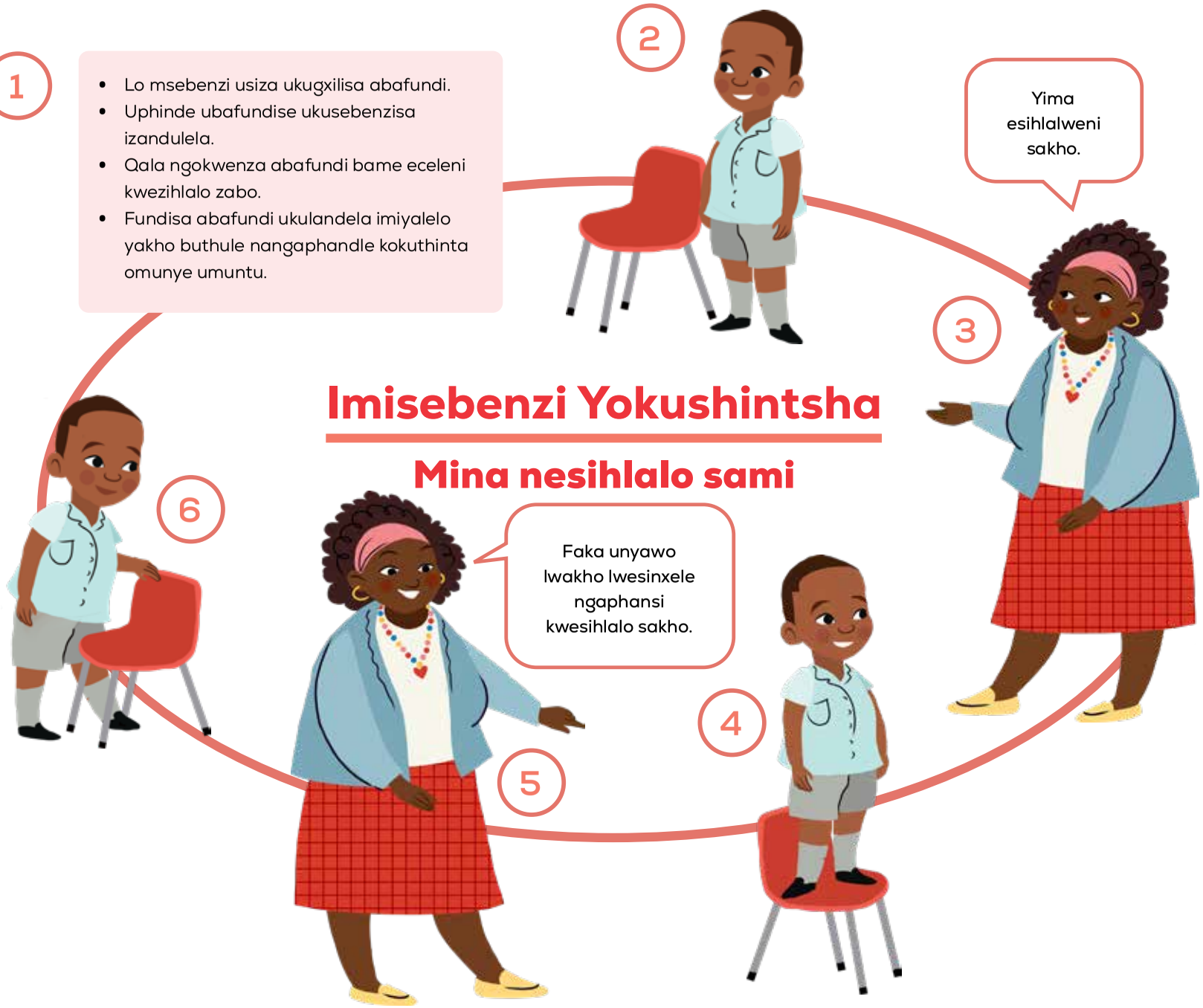

Imisebenzi Yokushintsha

Yelula bese ugoqe

1

- Abafundi baqala ngokugoqana. Kumele bagobele phansi njengebhola eligoqiwe.
- Fundisa abafundi ukuthi njengoba uthi ‘zelule unensa’ kumele belule yonke ingxenye yemizimba yabo benensa baze bangasakwazi ukuzelula.
- Abafundi kumele bazigcine kuleso simo imizuzwana.
- Bese, uma sewuthi, ‘goqa’, abafundi kumele babuyele ebholeni elincane.
- Fundisa abafundi ukulandela imiyalelo yakho buthule nangaphandle kokuthinta omunye umuntu.



Siyabonga!

UMnyango Wezemfundo Eyisisekelo ibongela ngokujulile imizamo namakhono abothisha bethu bezinga eliyisisekelo. Sithemba ukuba nilujabulele lolu hlelo ngokulusebenzisa, niphinde nilwenze lube ngolwenu.

Ngokubambisana singafinyelela empokophelweni ka-2030 yokuba wonke umntwana afunde ngokuqondisisa eneminyaka eyishumi.

Siyanibongela ngomsebenzi onzima, ngokukhuthazela nangokuzimisela kweni kubantwana baseNingizimu Afrika.





NHLRP | National Home Language Reading Programme